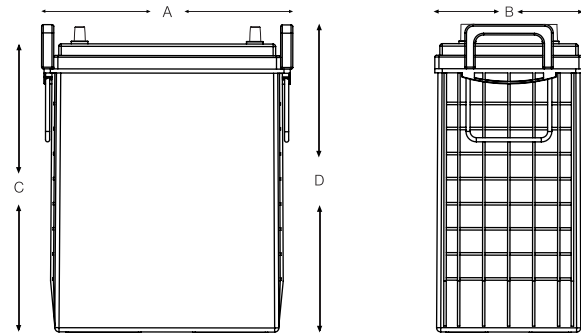


Light Traction Bloc Batteries

G06-06-240 3

(6V 240Ah @ 5hr)

Eternity Technologies valve regulated lead-acid batteries for the light traction market. With an innovative Gel-technology and maintenance free design, Eternity Technology Gel Bloc batteries are compatible with all universal cyclic applications.



Electrical Specifications

Voltage	6V
80% DOD Voltage Cutoff	5.6V
Self Discharge	Less than 3% per month (20°C/68°F)
Charge Temperature	Min: -10°C (14°F) / Max: 50°C (122°F)
Discharge Temperature**	Min: -40°C (-40°F) / Max: 50°C (122°F)
Storage	Min: -20°C (-4°F) / Max: 60°C (140°F)

Amp Hours (AH)					
20 HR	10 HR	5 HR	3 HR	2 HR	1 HR
270	284	240	222	208	168

** CAUTION: Depths of discharge, operating voltages and currents, when designing systems for use at maximum temperatures, will vary.

Mechanical Specifications

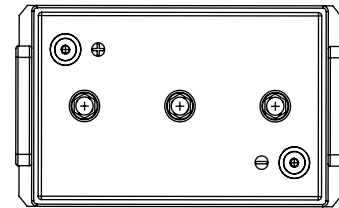
Industry Reference	305	
Length (A)	11.9 in	302 mm
Width (B)	7.0 in	178 mm
Height (C)	13.6 in	346 mm
Height (D)	14.6 in	370 mm
Weight	99 lbs	45 kgs
Terminal (Opt'l)*	A-Pole	
Cell(s)	3	
Electrolyte	Gel	
Terminal Torque Nm	8	

NOTE: There is a tolerance of +/-2%.

* Including A-Terminal

B Part of our Bloc Batteries range

Left - positive Right - negative



Features

- Maintenance-free bloc batteries in Gel technology (no topping up during lifetime)
- Good high current performance for extreme operating conditions
- High-class patented safety valve
- 700 cycles (DIN EN 60254-1) (IEC 254-1)
- Valve-regulated lead-acid battery
- Recyclable
- Long cycle life
- Low self discharge rate allows for up to 2 years shelf life
- Classified as a non-spillable battery is not restricted for transportation by:
 - Air (IATA/ICAO provision 67)
 - Ground (STB, DOT-CFR-HMR49)
 - Water (IMDG amendment 27)

Applications

- Electric vehicles
- Wheelchairs
- Cleaning machines
- Electric working platforms
- Universal for multiple cyclic applications

Compliant with

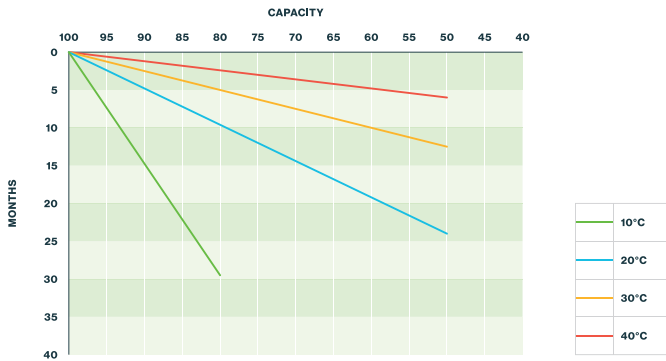
EN60254-1&2 & IEC254-1/2
ISO 7176-25 SAE J1495

Charging profile

IU Charging I = min. 12% C₅ max. 18% C₅
U = 2.4 V per cell

IUI Charging I₁ = min. 12% C₅ max. 18% C₅
U = 2.35 V per cell
I₂ = 1.5 % C₅ for max. 4 hours

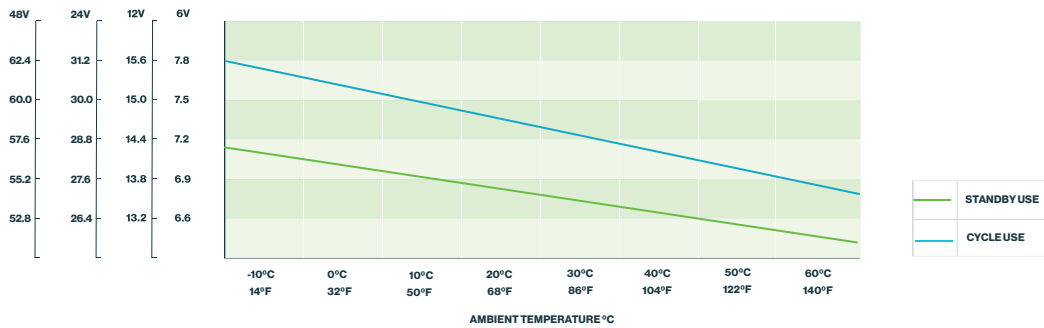
Self discharge at different temperatures



Capacity vs. temperature



Relation between charging, voltage and temperature



Storage: Determine the state of charge

